

State Opioid and Stimulant Response (SOS) 4.0 Biweekly Report Walkthrough Tutorial

*This walkthrough tutorial explains the features and information that the new Biweekly Report will provide for 4.0 awardees and sub-awardees. **This report does not provide any identifiable client information. The names you see are collector names, not client names.** Each step will walk you through this report example. Your report will be in HTML format, not PDF. This format allows you to interact with the report in ways a PDF cannot.*

Contents

SUPRT-A & SUPRT-C Report SOS 4.0	2
SUPRT-A Biweekly Results Overview	2
SUPRT-C Biweekly Results Overview	3
SUPRT-A Assessment Completion List by Organization	4
Open SUPRT-A Reassessments and Annual Assessments (Action Required)	8
Open SUPRT-A Close Out (Action Required)	10
Failed Assessments – Immediate Action Required	11
SUPRT-C Assessment Completion List by Organization	12
Open SUPRT-C Reassessments and Annual Assessments (Action Required)	15
Failed Assessments – Immediate Action Required	17
SOS 4.0 GPRA Count	19

SUPRT-A & SUPRT-C Report SOS 4.0

1. **Dates:** These dates represent the biweekly report period. Here, 2/20 is the last date of data reported for the SUPRT-A and SUPRT-C.

SUPRT-A & SUPRT-C Report - SOS 4.0

02/07/2026 - 02/20/2026

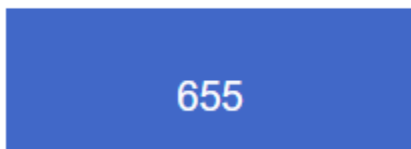
SUPRT-A Biweekly Results Overview

SUPRT-A Biweekly Results Overview




1. **Number of Baseline Assessments:** This is the total number of SUPRT-A Baseline Assessments as of 2/20.

Baseline Assessments




2. **Number of Six Month Reassessments:** This is the total number of SUPRT-A Six Month Reassessments as of 2/20.

Six Months Reassessments



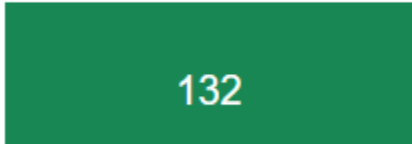
3. **Number of Annual Assessments:** This is the total number of SUPRT-A Annual Assessments as of 2/20.

Annual Assessments



- Number of Closeout Assessments:** This is the total number of SUPRT-A Closeout Assessments as of 2/20.

Closeout Assessments



- Narrative Text:** This describes the number of SUPRT-A Baseline, Six Month, Annual, and Closeout assessments completed since the last biweekly report.

As of 02/20/2026, the baseline assessments conducted by the **Adamhs Board For Montgomery County** have increased by 63 for a total number of 655.

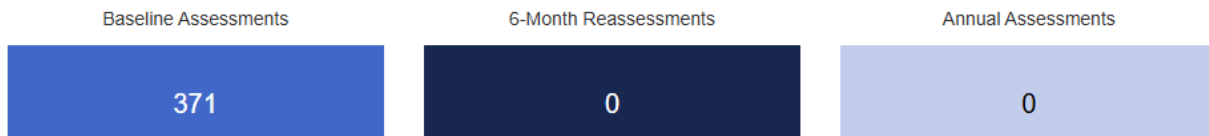
As of 02/20/2026, the number of 6-month reassessments completed by **Adamhs Board For Montgomery County** is 6 . This has increased by 3from3in the last reporting period

As of 02/20/2026, the number of annual assessments completed by **Adamhs Board For Montgomery County** is 0 . This has not changed from the last reporting period.

Since last report, **Adamhs Board For Montgomery County** record closeouts have increased by 28 for a total number of 132.

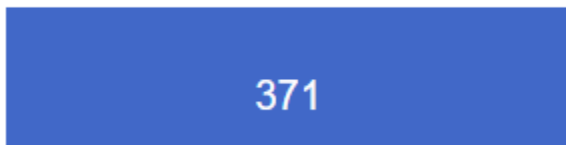
SUPRT-C Biweekly Results Overview

SUPRT-C Biweekly Results Overview




- Number of Baseline Assessments:** This is the total number of SUPRT-C Baseline Assessments as of 2/20.

Baseline Assessments




- Number of Six Month Reassessments:** This is the total number of SUPRT-C Six Month Reassessments as of 2/20.

6-Month Reassessments



3. **Number of Annual Assessments:** This is the total number of SUPRT-C Annual Assessments as of 2/20.

Annual Assessments



4. **Narrative Text:** This describes the number of SUPRT-C Baseline, Six Month, and Annual assessments completed since the last biweekly report.

Since the last reporting period, the baseline assessments conducted by the **Adamhs Board For Montgomery County** have **increased by 40** for a total number of **371**.

As of **02/20/2026**, the number of 6-month reassessments completed by **Adamhs Board For Montgomery County** is **0** . This has not changed from the last reporting period.

As of **02/20/2026**, the number of annual assessments completed by **Adamhs Board For Montgomery County** is **0** . This has not changed from the last reporting period.

SUPRT-A Assessment Completion List by Organization

1. List of Organizations, click the organization name for additional details.

SUPRT-A Assessment Completion List by Organization

(Please click organization name for details)

Adamhs Board Of Montgomery County Monday	Brigid's Path Inc	Decoach Team Llc	Good Shepherd Ministries	Her Story Inc.	His Hope Teen Challenge Inc.	Joshua Recovery Ministries Inc.	Miami Valley Hospital	Nova House Association Inc.	South Community Inc.
--	-----------------------------------	----------------------------------	--	--------------------------------	--	---	---------------------------------------	---	--------------------------------------

2. **Organization Narrative Text:** This narrative is the same as the awardee narrative but for each organization.

As of 02/20/2026 , Adamhs Board Of Montgomery County Monday , baseline assessments have **increased by 391** , for a total number of **201** .
As of 02/20/2026 , Adamhs Board Of Montgomery County Monday , achieved a number of **0** , six month reassessments. **This has increased by 3** from 3 the last reporting period .

As of 02/20/2026 , Adamhs Board Of Montgomery County Monday , achieved a number of **0** , annual assessments. **This has not changed** from the last reporting period. .

Since the last report, Adamhs Board Of Montgomery County Monday , closeout assessments have increased by **28** , for a total number of 132 .

3. **Exporting:** You can export this chart by clicking on one of these buttons.



4. **How to sort:** Click the arrows in the column headers.

Organization	Data Collector	Biweekly Baseline	TTD Baseline	Biweekly 6-month	TTD 6-month	Biweekly Annual	TTD Annual	Biweekly Close Out	TTD Close Out
--------------	----------------	-------------------	--------------	------------------	-------------	-----------------	------------	--------------------	---------------

5. **Search:** Use the Search box to find an assessment.

Search:

6. Data collector name

Data Collector Name

Brenda Rawlings

David Garrett


7. Biweekly Baseline SUPRTs

**Biweekly
Baseline
SUPRTs**



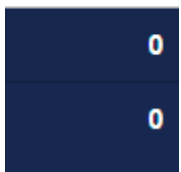
8. Time to Date (TTD) Baseline SUPRTs

**TTD
Baseline
SUPRTs**




9. Biweekly 6-Month SUPRTs

**Biweekly
6-month
SUPRTs**




10. TTD 6-Month SUPRTs

**TTD 6-
month
SUPRTs**



11. Biweekly Annual SUPRTs

**Biweekly
Annual** 
SUPRTs

0
0

12. TTD Annual SUPRTs

**TTD
Annual** 
SUPRTs

0
0

13. Biweekly Closeout

**Biweekly
Close** 
Out

3
1

14. TTD Closeout

**TTD
Close** 
Out

57
1

Open SUPRT-A Reassessments and Annual Assessments (Action Required)

1. The chart in this section lists open SUPRT-A Reassessments and Annual Assessments with their corresponding open window for data collection and entry. You can sort the chart by clicking the arrows in the column headers.

[Open SUPRT-A Reassessments and Annual Assessments \(Action Required\)](#)

Copy	CSV	Print	Show	10	▼	entries	Search:	<input type="text"/>
Organization Name	GpraCollector	Patient ID	Six-month Reassessment Start	Six-month Reassessment End	Annual Assessment Start	Annual Assessment End		
No data available in table								

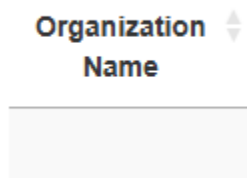
2. **Exporting:** You can export this chart by clicking on one of the Copy, CSV, or Print buttons.



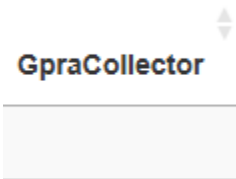
3. **Search:** Use the Search box to find an assessment.

Search:


4. This column lists the organization name.




5. This column lists the Data Collector's name.



6. This column lists the Patient ID.


Patient 
ID

7. This column lists the SUPRT-A Six-Month Reassessment start date.

Six-month
Reassessment 
Start


No data available

8. This column lists the SUPRT-A Six-Month Reassessment end date.


Six-month
Reassessment 
End

able

9. This column lists the SUPRT-A Annual Assessment start date.

Annual
Assessment 
Start

10. This column lists the SUPRT-A Annual Assessment end date.

Annual
Assessment 
End

11. **Narrative Text:** Defines the column heads of “Six-month Reassessment Start,” “Six-month Reassessment End,” “Annual Assessment Start,” and “Annual Assessment End.”

Six-month Reassessment Start - This is 1 month before the 6-month reassessment anniversary date. This is the first date that you can begin interviewing a client for a 6-month reassessment.

Six-month Reassessment End - This is 1 month after the 6-month reassessment anniversary date. This is the last date that you can interview a client for a 6-month reassessment.

Annual Assessment Start - This is 1 month before the 12-month assessment anniversary date. This is the first date that you can begin interviewing a client for a 12-month assessment.

Annual Assessment End - This is 1 month after the 12-month assessment anniversary date. This is the last date that you can interview a client for a 12-month assessment.

Open SUPRT-A Close Out (Action Required)

1. Lists the SUPRT-A’s that do not have a closeout assessment submitted in iPortal.

Open SUPRT-A Close Out (Action Required)

2. **Exporting:** You can export this chart by clicking on one of the Copy, CSV, or Print buttons.



3. **Search:** Use the Search box to find an assessment.

Search:

4. This column lists the Organization Name

Organization Name
Mental Health Services For Clark County Inc.
Mental Health Services For Clark County Inc.
Mental Health Services For Clark County Inc.
Mental Health Services For Clark County Inc.

5. This column lists the Data Collector’s name.

Data Collector Name

Louanne Adkins
Louanne Adkins
Louanne Adkins

6. This column lists the Patient ID.

Patient ID
507427
2723
1316

Failed Assessments – Immediate Action Required

1. This section lists SUPRT-A assessments that went through the upload process to SPARS and failed due to a validation error. Failed assessments will not count toward your annual goals.
2. **Exporting:** You can export this chart by clicking on one of the Copy, CSV, or Print buttons.



3. **Search:** Use the Search box to find an assessment.

Search:

4. This column lists the Data Collector's name.

Data Collector Name
Nicholas DeFazio
Nicholas DeFazio

5. This column lists the Patient ID.

Patient ID ▾

452022

452397

- This column lists the Assessment Date.

Assessment Date

2026-05-29

2026-05-29

- This column lists the Assessment Type.

Assessment Type ▾

RecordCloseoutAssessment

RecordCloseoutAssessment

- This column lists the date that the correction is needed by.

Correction Needed By

2026-07-01

2026-07-01

2026-07-01

SUPRT-C Assessment Completion List by Organization

- This section displays a SUPRT-C assessment completion list by organization, click the organization name for additional details.

SUPRT-C Assessment Completion List by Organization

(Please click organization name for details)

Mental Health Services For Clark County Inc. Tcn Behavioral Health Services Inc.

- Organization Narrative Text:** This describes the number of SUPRT-C Baseline, Six Month, and Annual assessments completed since the last biweekly report.

As of 02/20/2026 , Mental Health Services For Clark County Inc. baseline assessments have increased by 2 for a total number of 10 .
 As of 02/20/2026 , Mental Health Services For Clark County Inc. achieved a number of 0 six month reassessments. This has not changed from the last reporting period. .

As of 02/20/2026 , Mental Health Services For Clark County Inc. achieved a number of 0 annual assessments. This has not changed from the last reporting period.

3. **Exporting:** You can export this chart by clicking on one of these buttons.



4. **How to sort:** Click the arrows in the column headers.

Organization Name	Data Collector Name	Biweekly Baseline SUPRTs	TTD Baseline SUPRTs	Biweekly 6-month SUPRTs	TTD 6-month SUPRTs	Biweekly Annual SUPRTs	TTD Annual SUPRTs	Biweekly Close Out	TTD Close Out
-------------------	---------------------	--------------------------	---------------------	-------------------------	--------------------	------------------------	-------------------	--------------------	---------------

5. Data collector name



6. Biweekly Baseline SUPRTs



7. Time to Date (TTD) Baseline SUPRTs

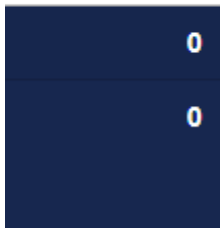
**TTD
Baseline
SUPRTs**



10

8. Biweekly 6-Month SUPRTs

**Biweekly 6-
month
SUPRTs**



9. TTD 6-Month SUPRTs

**TTD 6-
month
SUPRTs**



0

10. Biweekly Annual SUPRTs

**Biweekly
Annual
SUPRTs**



11. TTD Annual SUPRTs

TTD Annual SUPRTs
0
0

12. **Narrative text:** The narrative text under the SUPRT-C Assessment Completion List by Organization table provides a definition of each column header.

- TTD - Time to Date since September 30, 2024.
- Biweekly Baseline SUPRTs - This is the number of baseline assessments performed in the biweekly period 02/07/2026 - 02/20/2026 .
- TTD Baseline SUPRTs - This is the number of baseline assessments performed since September 30, 2024.
- Biweekly 6-month SUPRTs - This is the number of six-month reassessments conducted in the biweekly period 02/07/2026 - 02/20/2026 .
- TTD 6-month SUPRTs - This is the number of six-month reassessments performed since September 30, 2024.
- Biweekly Annual SUPRTs - This is the number of annual reassessments conducted in the biweekly period 02/07/2026 - 02/20/2026 .
- TTD Annual SUPRTs - This is the number of annual reassessments performed since September 30, 2024.

Open SUPRT-C Reassessments and Annual Assessments (Action Required)

1. The chart in this section lists open SUPRT-C Reassessments and Annual Assessments with their corresponding open window for data collection and entry. You can sort the chart by clicking the arrows in the column headers.

Open SUPRT-C Reassessments and Annual Assessments (Action Required)

Show entries
 Search:

Organization Name	GpraCollector	Patient ID	Six-month Reassessment Start	Six-month Reassessment End	Annual Assessment Start	Annual Assessment End
No data available in table						

2. **Exporting:** You can export this chart by clicking on one of the Copy, CSV, or Print buttons.

3. **Search:** Use the Search box to find an assessment.

Search:

4. This column lists the organization name.

**Organization
Name** ↕

5. This column lists the Data Collector's name.

**Data
Collector
Name** ↕

**Brenda
Rawlings**

6. This column lists the Patient ID.

**Patient
ID** ↕

7. This column lists the SUPRT-C Six-Month Reassessment start date.

**Six-month
Reassessment
Start** ↕

No data availabl

8. This column lists the SUPRT-C Six-Month Reassessment end date.

Six-month
Reassessment
End

able

9. This column lists the SUPRT-C Annual Assessment start date.

Annual
Assessment
Start

10. This column lists the SUPRT-C Annual Assessment end date.

Annual
Assessment
End

11. **Narrative Text:** Defines the column heads of “Six-month Reassessment Start,” “Six-month Reassessment End,” and “Annual Assessment Start.”

Six-month Reassessment Start - This is 1 month before the 6-month reassessment anniversary date. This is the first date that you can begin interviewing a client for a 6-month reassessment.

Six-month Reassessment End - This is 1 month after the 6-month reassessment anniversary date. This is the last date that you can interview a client for a 6-month reassessment.

Annual Assessment Start - This is 1 month before the 12-month Assessment anniversary date. This is the first date that you can begin interviewing a client for a 12-month assessment.

Annual assessment End - This is 1 month after the 12-month assessment anniversary date. This is the last date that you can interview a client for a 12-month assessment.

Failed Assessments – Immediate Action Required

1. This section lists SUPRT-C assessments that went through the upload process to SPARS and failed due to a validation error. Failed assessments will not count toward your annual goals.
2. **Exporting:** You can export this chart by clicking on one of the Copy, CSV, or Print buttons.



3. **Search:** Use the Search box to find an assessment.

Search:


4. This column lists the Data Collector's name.

Data Collector Name 

Nicholas DeFazio

Nicholas DeFazio

5. This column lists the Patient ID.

Patient ID 

452022

452397


6. This column lists the Assessment Date.

Assessment Date

2026-05-29

2026-05-29

7. This column lists the Assessment Type.

Assessment Type 

RecordCloseoutAssessment

RecordCloseoutAssessment

8. This column lists the date that the correction is needed by.

Correction Needed By

2026-07-01

2026-07-01

2026-07-01

SOS 4.0 GPRA Count

1. This section lists the number of GPRA's completed in the previous fiscal year. Here, 9/30/2024 – 9/29/2025 represents fiscal year 2025, the last year the GPRA tool was used.

SOS 4.0 GPRA Count

(9/30/2024-9/29/2025) (Please click organization name for details)

2. To view the GPRA count by a specific organization, click on the tab with the corresponding name.

Mckinley Hall Inc.

Mental Health Services For Clark Co. Inc.

3. **Exporting:** You can export this chart by clicking on one of the Copy, CSV, or Print buttons.

Copy

CSV

Print

4. Search: Use the Search box to find an assessment.

Search:

5. The Organization Name column displays the name of the organization.

Organization Name ⬆️

Total

Mckinley Hall Inc.

6. The Data Collector Name column displays the name of the data collector.

Data Collector Name ⬆️

Willard DeArmond

7. The Total Intake column displays the total number of GPRA Intake interviews completed in fiscal year 2025.

Total Intake ⬆️

14

14

8. The 6-Month Follow-Ups column displays the total number of GPRA 6-Month Follow-Up interviews performed in fiscal year 2025.

6-Month Follow-Ups ⬆️

0

0

9. The Total Discharge column displays the total number of GPRA Discharge interviews performed in fiscal year 2025.

Total Discharge 

	0
	0

Please visit our website ohiososevaluation.org for resources and more information about SOS. If you need assistance or if you have a disability and experience difficulty accessing this content, please email SOSEval@osumc.edu.